

DESCRIPTION

Echotel® 940/941 ultrasonic level controls are compact integral units which utilize pulsed wave technology to detect high or low level alarm in a broad range of viscous to light liquids.

The unit is available in two versions:
 - with integrated relay: Echotel® 940
 - with 8/16 mA current shift: Echotel® 941

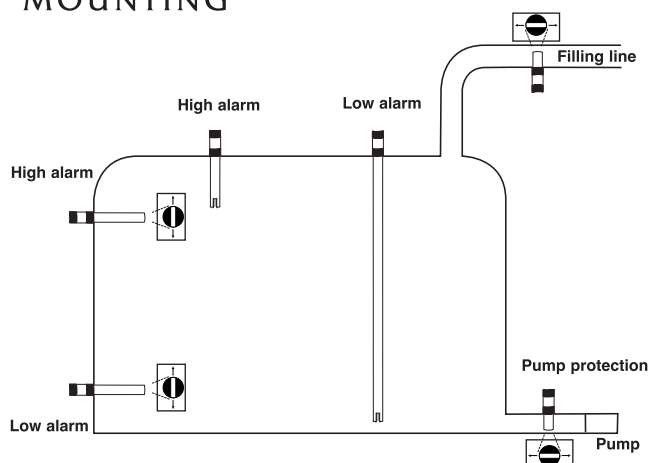
FEATURES

- No calibration required.
- Electronics potted in sensor.
- Compact and easy to install design.
- High or low level detection.
- Max +85 °C @ 138 bar (+185 °F @ 2000 psi).
- IP66, watertight, with flying leads.
- Horseshoe shaped transducer gap.


APPLICATIONS

- VESSELS: any mounting position, ideally for filters.
- PROCESS CONDITIONS: unaffected by
 - shifting dielectric, density, or PH
 - presence of foam and visible vapors
 - fast drain/fill rates
 - vacuum conditions.

MOUNTING



With relay or 8/16 mA output



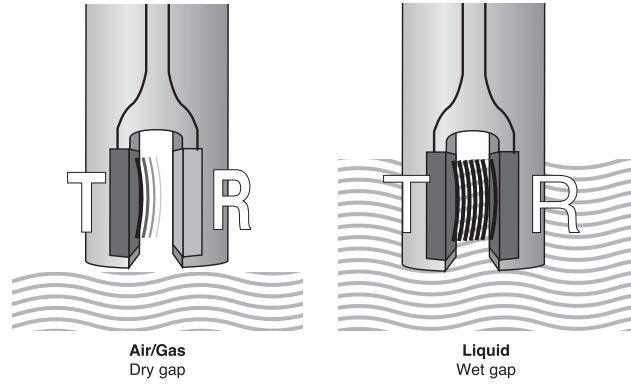
Model 940/941 with 3/4 NPT and housing

Model 940/941 with Tri-Clamp® fitting

Model 940/941 with ANSI flange

PRINCIPLE OF OPERATION

The Echotel® 940/941 series operate on a two crystal pulsed or “transmit-receive” principle which applies a high frequency electronic burst to the transmit crystal. The signal is then converted into ultrasonic sound energy and transmitted across the sensing gap toward the receiver crystal. When there is air in the gap, the high frequency sound energy will be attenuated, thereby not allowing the energy to be received. When there is liquid in the gap, the sound energy will propagate across the gap and the output will indicate such a reception of the signal.



SELECTION DATA

A complete measuring system consists of:

1. One order code for electronics and transducer
2. OPTION: Standard cable length is 45 cm (18"). Specify cable length separately when a longer cable is required.
3. OPTION: **052-7012-002**: order code for Echotel 941 cast aluminium housing with terminal block, 3/4" NPT cable entry, IP 65
052-7012-003: order code for Echotel 940 cast aluminium housing with terminal block, 3/4" NPT cable entry, IP 65

BASIC MODEL NUMBER

9 4 0 – N	Echotel® 940 OEM switch with integrated 1 A SPDT relay
9 4 1 – N	Echotel® 941 OEM switch with current shift output 8/16 mA

PROCESS CONNECTION Threaded

1 1 M	3/4" NPT
1 2 M	3/4" BSP (G 3/4")
2 2 M	1" BSP (G 1")

ANSI Flanges

2 3 M	1"	150 lbs ANSI RF
3 3 M	1 1/2"	150 lbs ANSI RF
4 3 M	2"	150 lbs ANSI RF

Hygienic

3 T M	1 1/2"	Tri-Clamp®
4 T M	2"	Tri-Clamp®

ACTUATION LENGTH – Specify per cm (0.39") increment
 Total insertion length = actuation length + 6 mm (0.25")

0 0 3	Minimum 3 cm (1.2") – for all connections except BSP
0 0 5	Minimum 5 cm (2.0") – for 3/4" BSP (G 3/4")
0 0 6	Minimum 6 cm (2.4") – for 1" BSP (G 1")
2 5 0	Maximum 250 cm (98.4")

9	4					M				
---	---	--	--	--	--	---	--	--	--	--

complete order code for Echotel 940/941

X = product with a specific customer requirement

Dodavatel pro ČR: o.z. MERES, HENNLICH s.r.o. • Českolipská 9, 412 01 Litoměřice

meres@hennlich.cz • www.hennlich.cz/meres • tel.: 416 711 203



PERFORMANCE SPECIFICATIONS

Description	Specification
Response time	0,5 s typical
Repeatability	± 2 mm (0.078")
Ambient Temperature	-40 °C up to +85 °C (-40 °F up to +185 °F)
Humidity	0-99 %, non condensing
Electromagnetic Compatibility	Meets CE requirements (EN-61326: 1997+A1+A2) and in compliance with Directive 2014/32/EU

PHYSICAL/FUNCTIONAL SPECIFICATIONS

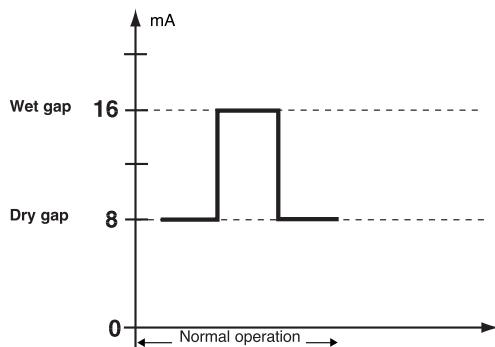
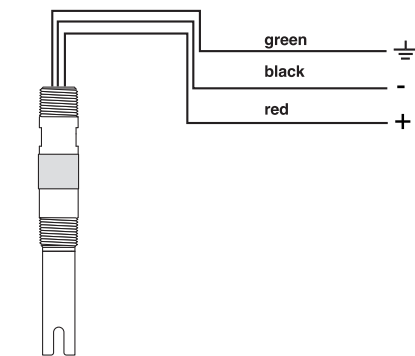
Description	Specification	
Input voltage	12 - 35 V DC	
Power consumption	< 1 W	
Signal output	Current Shift	8 mA (± 1 mA) - dry gap or 16 mA (± 1 mA) - wet gap
	Relay	SPDT: 1 A @ 30 V DC
Potted cable	45 cm (18") flying leads of 18 AWG wires	
Net Weight	510 g (unit with 3/4" NPT transducer and shortest length)	

TRANSDUCER SPECIFICATIONS

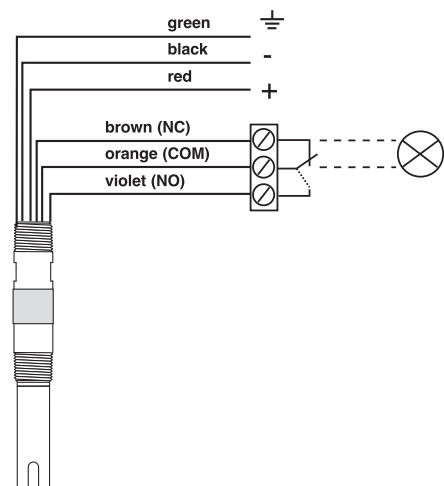
Description	Specification
Material	316/316L SST (1.4401/1.4404)
Mounting	Threaded (NPT/BSP) – Flanged (ANSI) – Hygienic (Tri-Clamp®)
Actuation length	From 3 cm up to 250 cm (1.2" up to 98.4")
Operating process temp.	-40 °C up to +85 °C (-40 °F up to +185 °F)
Max pressure	103 bar @ +85 °C (1500 psi @ +185 °F) - transducer length > min. length 138 bar @ +85 °C (2000 psi @ +185 °F) - transducer length = min. length Flanged models are downrated to the design pressure of the selected flange

ELECTRICAL WIRING

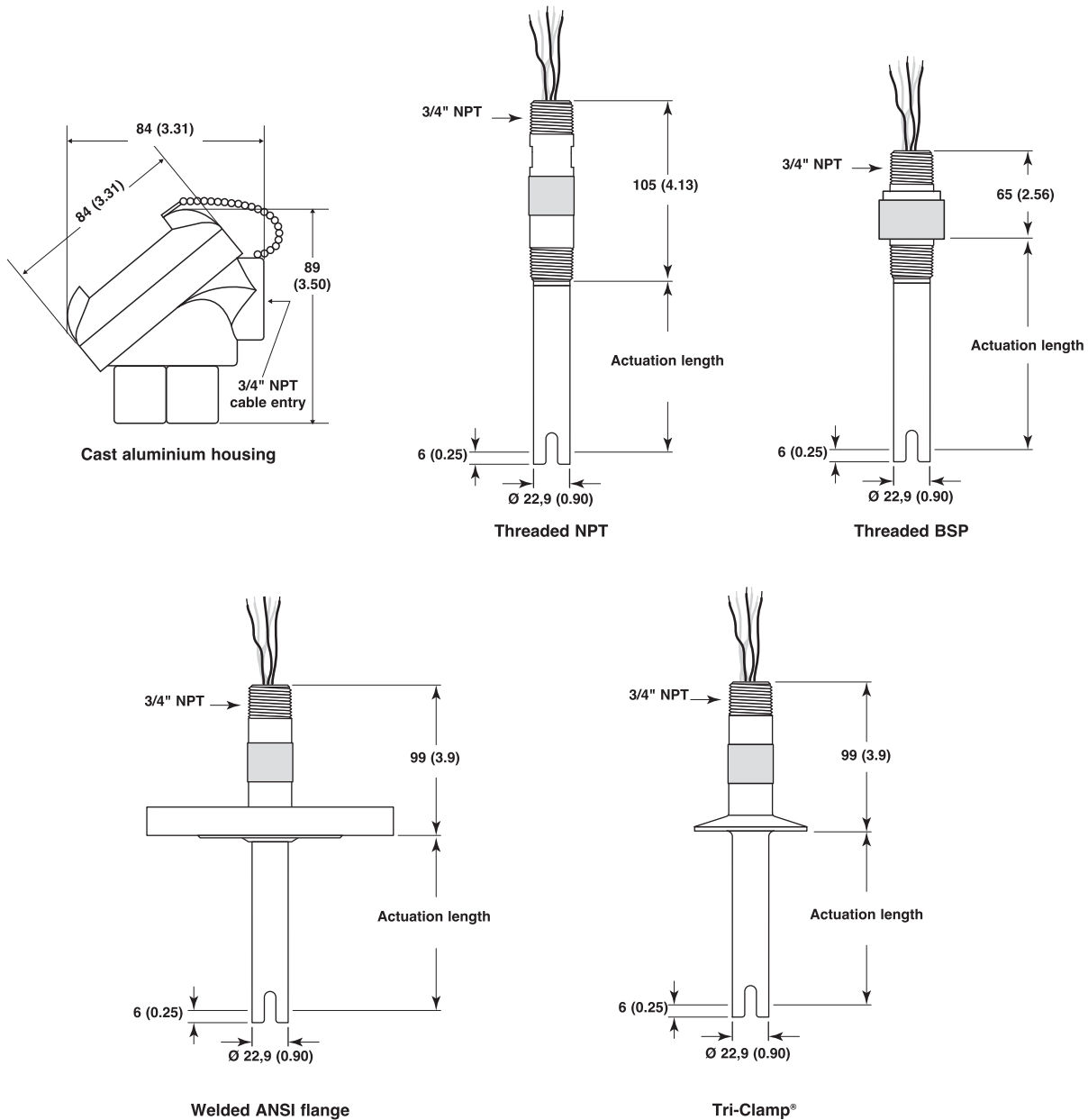
Current shift
8/16 mA – 12 - 35 V DC



Relay version
1A SPDT @ 24 V DC




DIMENSIONS in mm (inches)



QUALITY ASSURANCE - ISO 9001:2008

THE QUALITY ASSURANCE SYSTEM IN PLACE AT MAGNETROL® GUARANTEES THE HIGHEST LEVEL OF QUALITY DURING THE DESIGN, THE CONSTRUCTION AND THE SERVICE OF CONTROLS. OUR QUALITY ASSURANCE SYSTEM IS APPROVED AND CERTIFIED TO ISO 9001:2008 AND OUR TOTAL COMPANY IS COMMITTED TO PROVIDING FULL CUSTOMER SATISFACTION BOTH IN QUALITY PRODUCTS AND QUALITY SERVICE.



PRODUCT WARRANTY

ALL MAGNETROL® ELECTRONIC AND ULTRASONIC LEVEL CONTROLS ARE WARRANTED FREE OF DEFECTS IN MATERIALS AND WORKMANSHIP FOR ONE FULL YEAR FROM THE DATE OF ORIGINAL FACTORY SHIPMENT. IF RETURNED WITHIN THE WARRANTY PERIOD; AND, UPON FACTORY INSPECTION OF THE CONTROL, THE CAUSE OF THE CLAIM IS DETERMINED TO BE COVERED UNDER THE WARRANTY; THEN, MAGNETROL INTERNATIONAL WILL REPAIR OR REPLACE THE CONTROL AT NO COST TO THE PURCHASER (OR OWNER) OTHER THAN TRANSPORTATION. MAGNETROL SHALL NOT BE LIABLE FOR MISAPPLICATION, LABOR CLAIMS, DIRECT OR CONSEQUENTIAL DAMAGE OR EXPENSE ARISING FROM THE INSTALLATION OR USE OF THE EQUIPMENT. THERE ARE NO OTHER WARRANTIES EXPRESSED OR IMPLIED, EXCEPT, SPECIAL WRITTEN WARRANTIES COVERING SOME MAGNETROL PRODUCTS.



BULLETIN N°: BE 51-136.6
EFFECTIVE: SEPTEMBER 2014
SUPERSEDES: February 2013

UNDER RESERVE OF MODIFICATIONS

BENELUX FRANCE	Heikensstraat 6, 9240 Zele, België -Belgique Tel. +32 (0)52.45.11.11 • Fax. +32 (0)52.45.09.93 • E-Mail: info@magnetrol.be
DEUTSCHLAND	Alte Ziegelei 2-4, D-51491 Overath Tel. +49 (0)2204 / 9536-0 • Fax. +49 (0)2204 / 9536-53 • E-Mail: vertrieb@magnetrol.de
INDIA	B-506, Sagar Tech Plaza, Saki Naka Junction, Andheri (E), Mumbai - 400072 Tel. +91 22 2850 7903 • Fax. +91 22 2850 7904 • E-Mail: info@magnetrolindia.com
ITALIA	Via Arese 12, I-20159 Milano Tel. +39 02 607.22.98 • Fax. +39 02 668.66.52 • E-Mail: mit.gen@magnetrol.it
RUSSIA	198095 Saint-Petersburg, Marshala Govorova street, house 35A, office 427 Tel. +7-812.702.70.87 • E-Mail: info@magnetrol.ru
U.A.E.	DAFZA Office 5EA 722 • PO Box 293671 • Dubai Tel. +971-4-6091735 • Fax +971-4-6091736 • E-Mail: info@magnetrol.ae
UNITED KINGDOM	Unit 1 Regent Business Centre, Jubilee Road Burgess Hill West Sussex RH 15 9TL Tel. +44 (0)1444 871313 • Fax +44 (0)1444 871317 • E-Mail: sales@magnetrol.co.uk

www.magnetrol.com

OUR NEAREST REPRESENTATIVE

Dodavatel pro ČR:
o.z. MERES, HENNLICH s.r.o.
Českolipská 9
412 01 Litoměřice
tel.: 416 711 203
meres@hennlich.cz
www.hennlich.cz/meres

