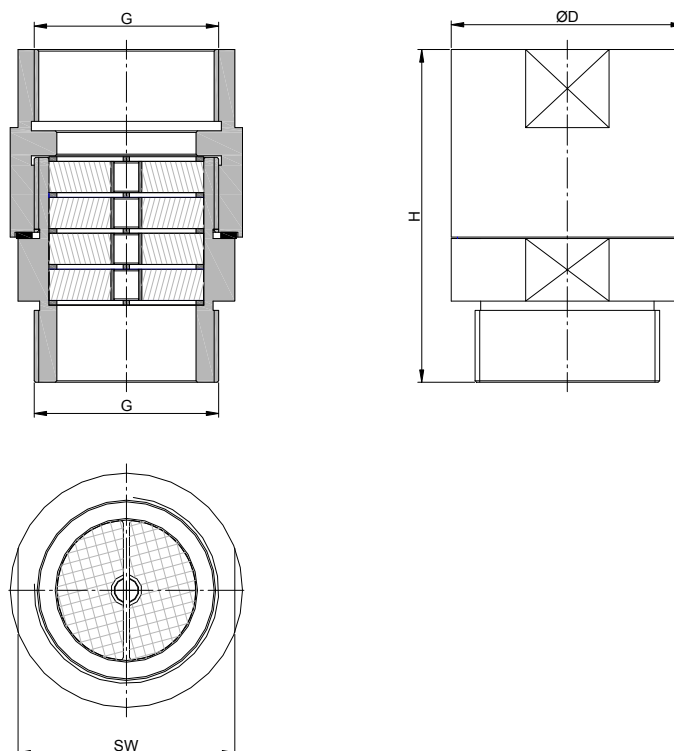
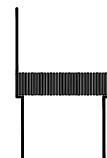


Bi-directional in-line detonation flame arrester
KITO® FS-Det4-IIB3-...“-1,2



Type examination certificate to EN ISO 16852

CE designation in accordance to
ATEX-Directive 2014/34/EU

thread	D	H	SW
G 1/2"	35	69	30
G 3/4"	40	69	36
G 1"	45	69	41
G 1 1/4"	55	107	50
G 1 1/2"	60	107	55
G 2"	75	107	70

Design subject to change

performance curves: G 0.31 N

Standard design

housing : stainless steel 1.4571
 KITO® grid : stainless steel 1.4571
 interlayer : stainless steel 1.4571
 gasket : PTFE
 connections : thread inside and outside

Application:

Installation into pipelines as inline deflagration flame arrester e. g. for the protection of ignition gas lines or measuring devices. Applicable for all materials of the explosion groups IIA1 up to IIB3 with a Maximum Experimental Safe Gap (MESG) ≥ 0.65 mm.

Operating from both sides, for a maximum operating pressure of 1.2 bar abs. and a maximum operating temperature of 60°C.

Example for orders :

KITO® FS-Det4-IIB3-1"-1,2



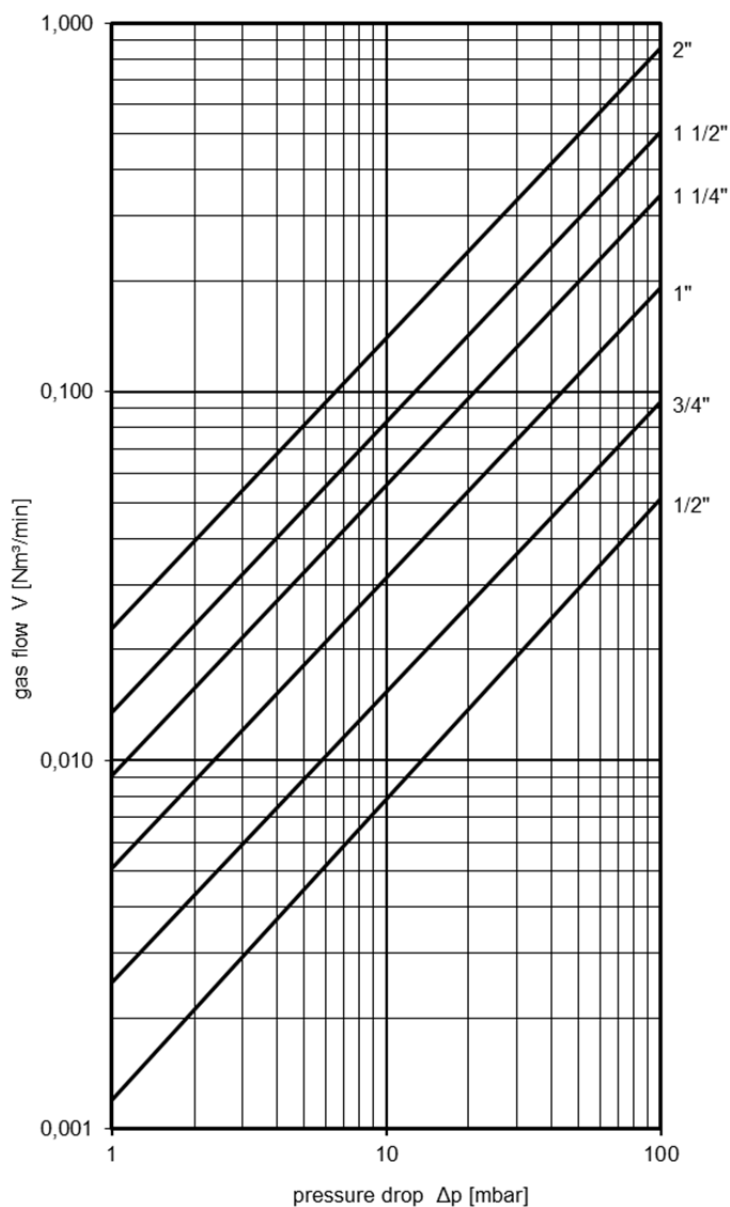
Bi-directional in-line detonation flame arrester

KITO® FS-Det4-IIB3-...“-1,2

G 31 N

The flow capacity V refers to a density of air with $\rho = 1.29 \text{ kg/m}^3$ at $T = 273 \text{ K}$ and a pressure of $p = 1.013 \text{ mbar}$. The flow capacity for gases with different densities can be calculated sufficiently accurate by the following approximation equation:

$$\dot{V} = \dot{V}_b \cdot \sqrt{\frac{\rho_b}{1.29}} \quad \text{or} \quad \dot{V}_b = \dot{V} \cdot \sqrt{\frac{1.29}{\rho_b}}$$



Design subject to change