


➤ Pneumatic atomizing nozzles, flat fan, pressure principle, internal mixing Series 136.4



Features:

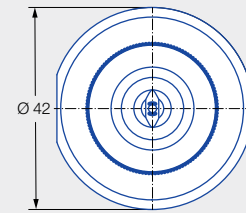
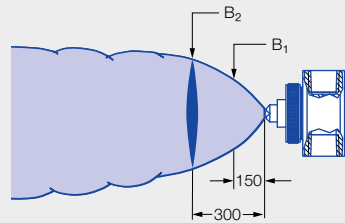
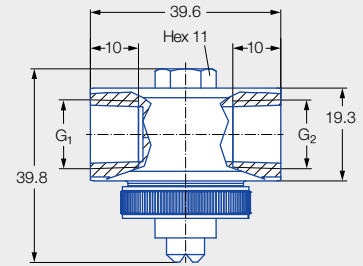
- Fine flat fan atomization
- Pressure principle
- Internal mixing

Applications:

- Humidification of goods
- Cooling
- Belt humidification



Series 136.4



Liquid connection G ₁	Air connection G ₂	Screw plug thread (size 11)	Weight [g] (Stainless steel 303)
1/4 BSPP	1/4 BSPP	5/16-24 UNF-2A	220

Spray angle	Ordering no.		Narrowest free cross section Ø [mm]	Liquid pressure p [bar]												Spray dimensions								
	Type	Mat. no.		0.7				1.5				3.0				4.0				p air [bar]	p water [bar]	B ₁ [mm]	B ₂ [mm]	
		1Y		16	p air [bar]	v̇ water [l/h]	v̇ _n air [m ³ /h]	p air [bar]	v̇ water [l/h]	v̇ _n air [m ³ /h]	p air [bar]	v̇ water [l/h]	v̇ _n air [m ³ /h]	p air [bar]	v̇ water [l/h]	v̇ _n air [m ³ /h]								
45°	136.414.xx.A2	●	●	0.7	1.0	7.7	1.3	1.4	14.3	1.5	2.2	22.4	2.0	3.0	25.1	2.5	1.4	0.7	85	125				
					1.2	6.0	1.5	1.6	13.0	1.6	2.6	20.0	2.3	3.4	23.0	2.8	2.4	1.5	100	145				
					1.4	4.2	1.7	1.8	11.6	1.8	3.0	17.7	2.6	3.8	20.9	3.1	3.2	2.0	105	155				
					1.6	2.7	1.9	2.0	10.2	2.0	3.4	15.5	3.0	4.2	18.9	3.5	3.8	3.0	120	170				
					1.8	1.3	2.1	2.2	8.9	2.2	3.8	13.3	3.4	4.6	16.9	3.8	4.6	4.0	130	210				
					-	-	-	2.4	7.4	2.4	4.2	11.0	3.7	5.0	14.9	4.2	-	-	-	-	-			
					-	-	-	2.6	5.9	2.6	4.6	8.8	4.1	5.4	12.8	4.6	-	-	-	-	-			
					-	-	-	2.8	4.6	2.8	5.0	6.6	4.5	5.8	10.8	5.0	-	-	-	-	-			
					-	-	-	3.0	3.2	3.0	5.4	4.3	4.9	6.0	9.8	5.2	-	-	-	-	-			
					-	-	-	3.2	2.1	3.2	5.8	2.5	5.3	-	-	-	-	-	-	-	-			
	-	-	-	3.4	1.1	3.4	6.0	1.6	5.5	-	-	-	-	-	-	-	-							
	136.443.xx.A2	●	●	1.0	1.2	13.9	1.5	1.6	26.6	1.6	3.0	37.1	2.6	3.6	45.6	2.9	1.2	0.7	110	165				
					1.4	11.9	1.7	1.8	24.3	1.8	3.4	33.1	3.0	4.0	41.9	3.3	2.0	1.5	115	190				
					1.6	9.5	1.9	2.0	22.0	2.0	3.8	29.5	3.4	4.4	38.3	3.7	2.8	2.0	145	190				
					1.8	7.8	2.1	2.2	19.9	2.2	4.2	26.2	3.8	4.8	35.0	4.0	3.8	3.0	150	210				
					-	-	-	2.4	18.0	2.4	4.6	23.0	4.2	5.2	31.8	4.5	4.8	4.0	160	230				
					-	-	-	2.6	16.2	2.6	5.0	20.2	4.6	5.6	29.0	4.9	-	-	-	-	-			
					-	-	-	2.8	14.4	2.8	5.4	17.6	4.9	6.0	26.2	5.2	-	-	-	-	-			
					-	-	-	3.0	12.8	3.0	5.8	14.9	5.3	-	-	-	-	-	-	-	-			
					-	-	-	3.2	11.3	3.2	6.0	14.1	5.5	-	-	-	-	-	-	-	-			
-					-	-	3.4	9.9	3.4	-	-	-	-	-	-	-	-	-	-	-				
-	-	-	3.6	8.8	3.6	-	-	-	-	-	-	-	-	-	-	-								

Spray angle	Ordering no.		Narrowest free cross section Ø [mm]	Liquid pressure p [bar]												Spray dimensions				
	Type	Mat. no.		0.7			1.5			3.0			4.0			p air [bar]	p water [bar]	B ₁ [mm]	B ₂ [mm]	
		1Y		16	p air [bar]	\dot{V} water [l/h]	\dot{V} air [m ³ /h]	p air [bar]	\dot{V} water [l/h]	\dot{V} air [m ³ /h]	p air [bar]	\dot{V} water [l/h]	\dot{V} air [m ³ /h]	p air [bar]	\dot{V} water [l/h]					\dot{V} air [m ³ /h]
45°	136.462.xx.A2	●	●	1.5	1.2	19.0	2.6	2.0	22.0	2.0	3.0	61.8	4.0	3.8	76.1	4.6	1.2	0.7	120	140
					1.6	12.2	3.4	2.4	18.0	2.4	3.4	51.9	4.8	4.0	70.4	5.1	2.4	1.5	120	170
					2.0	9.4	4.1	2.8	14.4	2.8	3.8	44.6	5.8	4.2	65.6	5.5	3.2	2.0	120	175
					2.4	7.1	4.8	3.2	11.3	3.2	4.2	39.0	6.6	4.4	61.3	5.9	3.8	3.0	140	205
					2.8	5.7	5.4	3.6	8.8	3.6	4.6	33.4	7.4	4.6	57.3	6.4	6.0	4.0	145	205
					3.2	5.0	6.0	4.0	8.1	3.9	5.0	29.4	8.1	4.8	54.1	6.7	-	-	-	-
					3.6	3.6	6.6	4.4	6.2	4.3	5.4	25.5	8.9	5.0	51.3	7.2	-	-	-	-
					4.0	3.2	7.2	4.8	4.6	4.6	5.8	22.0	9.6	5.2	49.3	7.7	-	-	-	-
					4.4	2.2	7.8	5.2	3.2	4.9	6.0	20.6	9.9	5.4	46.5	8.2	-	-	-	-
					-	-	-	5.6	1.6	5.3	-	-	-	5.6	43.7	8.6	-	-	-	-
					-	-	-	5.8	0.8	5.4	-	-	-	5.8	41.3	8.9	-	-	-	-
					-	-	-	-	-	-	-	-	-	6.0	39.0	9.3	-	-	-	-
					60°	136.425.xx.A2	●	●	0.5	0.8	6.5	1.2	1.4	9.4	1.7	2.4	13.2	2.5	2.4	16.1
1.2	5.5	1.6	1.8	8.7						2.1	2.6	12.9	2.7	2.8	15.5	2.9	2.2	1.5	165	255
1.6	4.7	1.9	2.2	7.9						2.4	3.0	12.3	3.0	3.2	15.0	3.2	3.0	2.0	170	265
2.0	4.0	2.3	2.6	7.2						2.7	3.4	11.8	3.4	3.6	14.5	3.5	3.4	3.0	200	330
2.4	3.2	2.6	3.0	6.4						3.1	3.8	11.1	3.7	4.0	13.9	3.8	5.6	4.0	200	330
2.8	2.6	2.9	3.4	5.7						3.4	4.2	10.4	4.0	4.4	13.4	4.1	-	-	-	-
3.0	2.2	3.1	3.8	5.1						3.7	4.6	9.8	4.3	4.8	12.8	4.5	-	-	-	-
-	-	-	4.0	4.8						3.9	5.0	9.2	4.6	5.2	12.2	4.8	-	-	-	-
-	-	-	4.4	4.2						4.2	5.4	8.6	5.0	5.6	11.7	5.1	-	-	-	-
-	-	-	4.8	3.6						4.5	5.8	8.1	5.3	6.0	11.2	5.4	-	-	-	-
-	-	-	5.2	2.8		4.8	6.0	7.8	5.4	-	-	-	-	-	-	-				
-	-	-	5.6	2.2		5.1	-	-	-	-	-	-	-	-	-	-				
-	-	-	6.0	1.6		5.5	-	-	-	-	-	-	-	-	-	-				
-	-	-	-	-		-	-	-	-	-	-	-	-	-	-	-				
-	-	-	-	-		-	-	-	-	-	-	-	-	-	-	-				
-	-	-	-	-		-	-	-	-	-	-	-	-	-	-	-				
-	-	-	-	-		-	-	-	-	-	-	-	-	-	-	-				
-	-	-	-	-		-	-	-	-	-	-	-	-	-	-	-				
-	-	-	-	-		-	-	-	-	-	-	-	-	-	-	-				
-	-	-	-	-		-	-	-	-	-	-	-	-	-	-	-				
-	-	-	-	-	-	-	-	-	-	-	-	-	-	-	-					
-	-	-	-	-	-	-	-	-	-	-	-	-	-	-	-					
80°	136.433.xx.A2	●	●	0.4	1.0	11.6	2.0	1.8	18.3	2.8	3.0	31.0	3.7	3.8	37.5	4.4	1.4	0.7	150	210
					1.2	8.1	2.4	2.0	15.3	3.2	3.4	25.4	4.4	4.2	32.4	5.0	2.2	1.5	185	255
					1.4	5.3	2.8	2.2	12.2	3.6	3.8	20.6	5.1	4.6	27.7	5.7	3.0	2.0	205	300
					1.6	3.7	3.2	2.4	9.8	4.0	4.2	16.3	5.9	5.0	23.4	6.5	3.8	4.0	300	485
					-	-	-	2.6	7.6	4.3	4.6	12.5	6.6	5.4	19.4	7.2	5.2	4.0	260	395
					-	-	-	2.8	5.9	4.7	5.0	9.3	7.3	5.8	15.9	7.9	-	-	-	-
					-	-	-	3.0	4.4	5.0	5.4	6.5	8.0	6.0	14.2	8.3	-	-	-	-
					-	-	-	-	-	-	-	-	-	-	-	-	-	-	-	-
					-	-	-	-	-	-	-	-	-	-	-	-	-	-	-	-
					-	-	-	-	-	-	-	-	-	-	-	-	-	-	-	-

Ordering Type + Material no. = Ordering no.
 example: 136.462.xx.A2 + 1Y = 136.462.1Y.A2